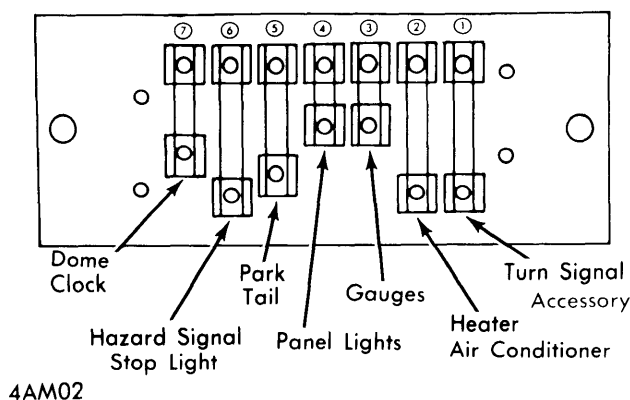
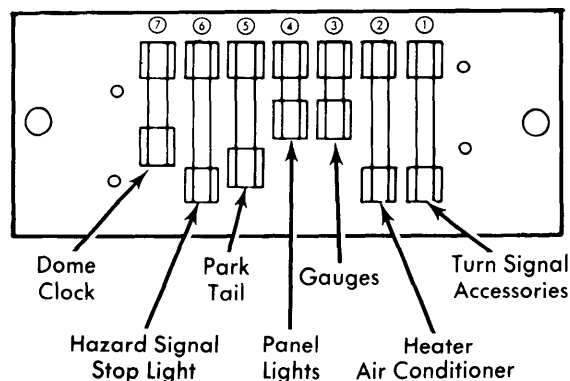


AMERICAN MOTORS (Cont.)



PACER FUSE BLOCK



MATADOR FUSE BLOCK

PACER FUSE BLOCK CIRCUITS

- ① - 20 amp. Turn signal lights and indicator, back-up lights, radio feed, Cruise Command and overdrive.
- ② - 20 amp. Blower motor and air conditioner clutch.
- ③ - 4 amp. Gauges, alternator, oil pressure, parking brake, fuel economy and engine temperature warning lights, and seat belt system.
- ④ - 4 amp. Panel illumination lights.
- ⑤ - 14 amp. Park, tail, license and side marker lights.
- ⑥ - 20 amp. Stop light and four-way flasher and indicators.
- ⑦ - 9 amp. Dome, courtesy, glove box and cargo lights, and clock feed.

MATADOR FUSE BLOCK CIRCUITS

- ① - 20 amp. Turn signal lights and indicator, back-up lights, radio feed, Cruise Command and windshield washer.
- ② - 20 amp. Blower motor and air conditioner clutch.
- ③ - 4 amp. Gauges, alternator, oil pressure and brake warning lights, seat belt system and electric rear window defogger.
- ④ - 4 amp. Gearshift light and panel illumination.
- ⑤ - 14 amp. Park, tail, license and side marker lights.
- ⑥ - 20 amp. Stop lights, hazard flasher and indicator.
- ⑦ - 9 amp. Dome, rear shelf, cargo area, courtesy, glove box and trunk lights, and clock feed.

BUICK

FUSE BLOCK

CAUTION - If equipped with Air Cushion Restraint System, do not attempt any service on instrument panel or components until the ignition switch is in "LOCK" position and battery ground cable is disconnected, and terminal end taped. This must be done to prevent accidental release of A.C.R. system.

Fuse block is centrally located on cowl under left side of instrument panel.

FLASHERS

Hazard - Located on fuse block.

Turn Signal - Secured by a spring clip to parking brake bracket.

FUSIBLE LINKS

All models are equipped with fusible links which attach to lower ends of the main feed wires and connect to starter solenoid. One fusible link is in No. 10 RED wire circuit for

headlights. Another fusible link is in No. 10 RED wire for all other circuits except headlights.

CIRCUIT BREAKERS

Fuse Block - See fuse block illustration for circuits using 40 amp. circuit breaker.

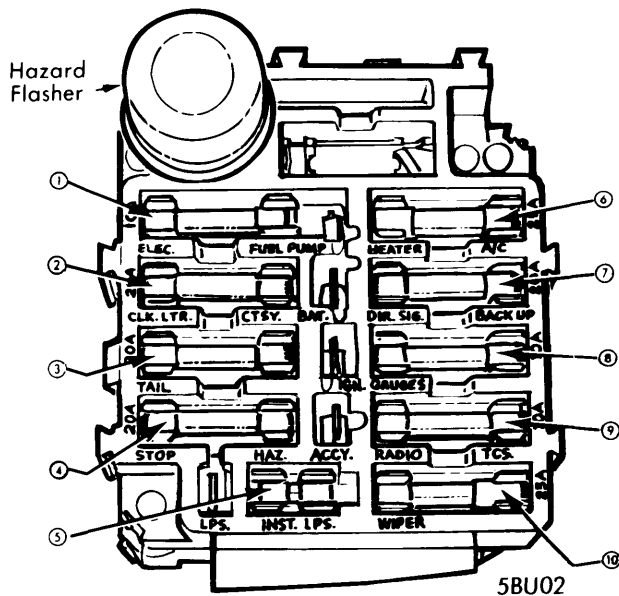
Headlight Circuit - A thermo circuit breaker is incorporated in the headlight switch assembly to protect headlight circuits.

IN-LINE FUSES

Regal & Century - 30 amp. fuse located at cowl relay, protects automatic air conditioner high blower relay.

LeSabre, Estate, Electra, Riviera - 30 amp. fuse located at cowl relay, protects automatic air conditioner high blower relay. 10 amp. fuse located near fuse block, protects power antenna.

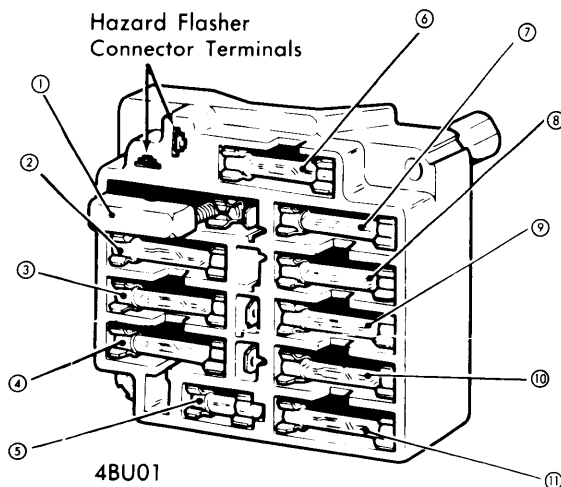
BUICK (Cont.)



SKYHAWK & SKYLARK FUSE BLOCK

SKYHAWK & SKYLARK FUSE BLOCK CIRCUITS

- ① — 10 amp. Electric fuel pump (Skyhawk), spare (Skylark)
- ② — 20 amp. Clock, cigar lighter, courtesy light.
- ③ — 20 amp. Tail lights.
- ④ — 20 amp. Stop lights, hazard warning.
- ⑤ — 4 amp. Instrument illumination.
- ⑥ — 25 amp. Heater & air conditioning.
- ⑦ — 20 amp. Turn signals, back-up lights.
- ⑧ — 10 amp. Gauges.
- ⑨ — 10 amp. Radio, TCS solenoid.
- ⑩ — 25 amp. Windshield wiper & washer.

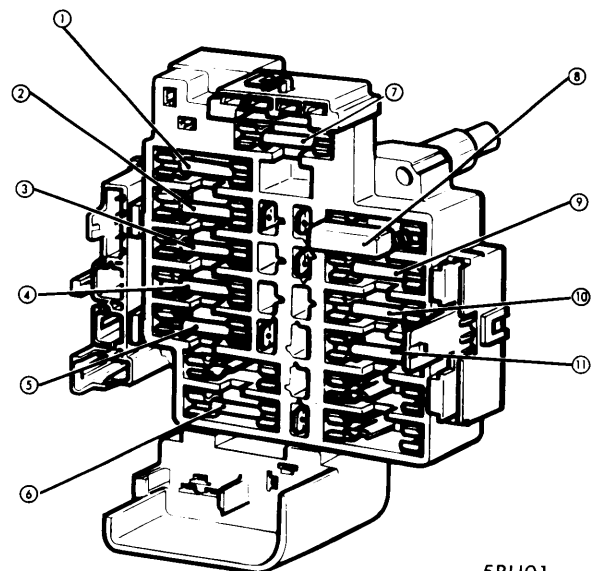


REGAL & CENTURY FUSE BLOCK

REGAL & CENTURY FUSE BLOCK CIRCUITS

- ① — 40 amp circuit breaker. Power windows, power seats, heated rear window, door locks.
- ② — 20 amp. Courtesy, glove box, dome and trunk lights, clock, cigar lighter and deck lid release.

- ③ — 20 amp. Tail, license, panel illumination, side marker & parking lights.
- ④ — 20 amp. Stop & hazard warning lights.
- ⑤ — 4 amp. Instrument panel illumination.
- ⑥ — Spare.
- ⑦ — 10 amp. Gauges, indicator lights and seat belt warning system.
- ⑧ — 20 amp. Turn signals and back-up lights.
- ⑨ — 25 amp. Heater & A/C blower, compressor clutch, rear defogger, tailgate ajar & power window relay.
- ⑩ — 10 amp. Radio, transmission downshift solenoid, map light, cruise control.
- ⑪ — 25 amp. Windshield wiper & washer.

LE SABRE, ESTATE, ELECTRA, RIVIERA
FUSE BLOCKLE SABRE, ESTATE, ELECTRA, RIVIERA
FUSE BLOCK CIRCUITS

- ① — 25 amp. Windshield wiper & washer.
- ② — 10 amp. Radio, transmission downshift solenoid.
- ③ — 20 amp. Turn signals, back-up lights, ignition interlock relay, cruise control, rear window defogger.
- ④ — 10 amp. Gauges, indicator lights and seat belt warning system.
- ⑤ — 25 amp. Heater & A/C blower, compressor clutch, power window relay, windshield upper map light.
- ⑥ — 4 amp. Instrument panel illumination.
- ⑦ — Spare.
- ⑧ — 40 amp. circuit breaker. Power windows, seats, tailgate, tailgate window, door locks and seat back lock. Heated rear window, pulse wiper control and power antenna.
- ⑨ — 20 amp. Courtesy, glove box, dome & trunk lights, trunk lid release, clock, cigar lighter.
- ⑩ — 20 amp. Stop & hazard warning lights.
- ⑪ — 20 amp. Tail, cornering, license, panel illumination, side marker & parking lights, accessory switch illumination.